



Talia



Gövde

Elektrostatik toz boyalı alüminyum ekstrüzyon profil

Optik / Cam

Akrilik (PMMA) optik lens / Ultra Clear temperli cam

Led

Yüksek etkinlik faktörüne ve renksel geriverime sahip mid power led
L90 \geq 100.000 saat

Sürücü

Sabit akım çıkışlı sisteme sahip yüksek geri verimli
Pf \geq 0.90

Çalışma Sıcaklığı Aralığı

-25 °C/+40 °C (Acil Aydınlatma Üniteli Ürünlerde +5 °C/+35 °C)

Opsiyon

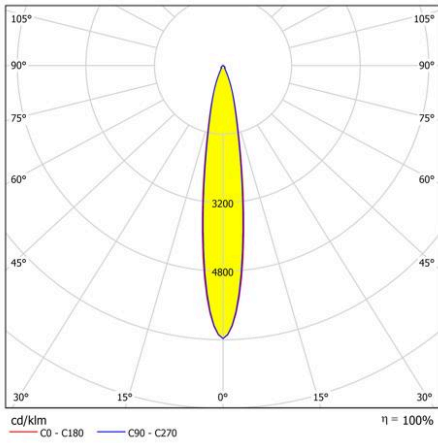
3 saat süreli acil aydınlatma modülü
DALI DIM edilebilir

Montaj Aksesuarı

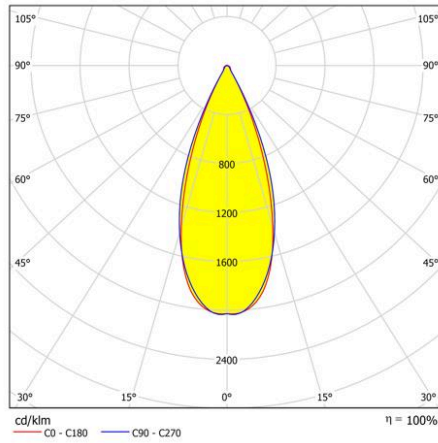
Ürün montaj tipine göre aksesuar seçimi yapınız

Tip Kodu	Güç (w)	CCT (K)	Işık Akısı (lm)	CRI	V/Hz	Ağırlık (Kg)	Açı	L (mm)	L1 (mm)	L2 (mm)	L3 (mm)
STAL. 0200.34.40.18	34	4000	5350	>80	220 - 240 / 50 - 60	2,4	18°	254	395	168	650-700
STAL. 0200.34.40.40	34	4000	5250	>80	220 - 240 / 50 - 60	2,4	40°	254	395	168	650-700
STAL. 0200.34.40.60	34	4000	5500	>80	220 - 240 / 50 - 60	2,4	60°	254	395	168	650-700
STAL. 0200.34.40.90	34	4000	4960	>80	220 - 240 / 50 - 60	2,4	90°	254	395	168	650-700
STAL. 0200.34.40.OB	34	4000	4590	>80	220 - 240 / 50 - 60	2,4	20°+70°	254	395	168	650-700
STAL. 0400.99.40.18	99	4000	14790	>80	220 - 240 / 50 - 60	3,9	18°	457	395	168	850-900
STAL. 0400.99.40.40	99	4000	14700	>80	220 - 240 / 50 - 60	3,9	40°	457	395	168	850-900
STAL. 0400.99.40.60	99	4000	14930	>80	220 - 240 / 50 - 60	3,9	60°	457	395	168	850-900
STAL. 0400.99.40.90	99	4000	14000	>80	220 - 240 / 50 - 60	3,9	90°	457	395	168	850-900
STAL. 0400.99.40.OB	99	4000	13000	>80	220 - 240 / 50 - 60	3,9	20°+70°	457	395	168	850-900
STAL. 0600.147.40.18	147	4000	24090	>80	220 - 240 / 50 - 60	5,5	18°	600	475	168	1140-1190
STAL. 0600.147.40.40	147	4000	23630	>80	220 - 240 / 50 - 60	5,5	40°	600	475	168	1140-1190
STAL. 0600.147.40.60	147	4000	24350	>80	220 - 240 / 50 - 60	5,5	60°	600	475	168	1140-1190
STAL.	147	4000	22600	>80	220 - 240 /	5,5	90°	600	475	168	1140-1190

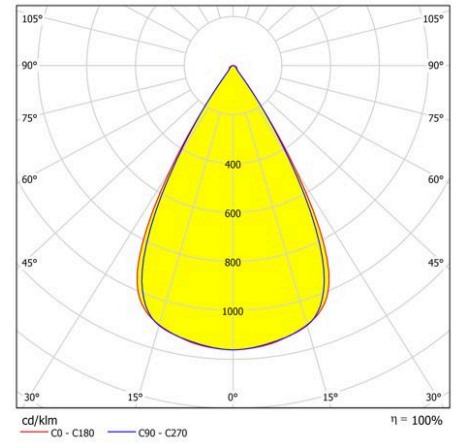
Tip Kodu	Güç (w)	CCT (K)	Işık Akısı (lm)	CRI	V/Hz	Ağırlık (Kg)	Açı	L (mm)	L1 (mm)	L2 (mm)	L3 (mm)
0600.147.40.90	147	4000	22600	>80	50 - 60	5,5	90°	600	475	168	1140-1190
STAL. 0600.147.40.OB	147	4000	21360	>80	220 - 240 / 50 - 60	5,5	20°+70°	600	475	168	1140-1190
STAL. 0800.195.40.18	195	4000	30250	>80	220 - 240 / 50 - 60	6,9	18°	863	503	128	
STAL. 0800.195.40.40	195	4000	29830	>80	220 - 240 / 50 - 60	6,9	40°	863	503	128	
STAL. 0800.195.40.60	195	4000	30540	>80	220 - 240 / 50 - 60	6,9	60°	863	503	128	
STAL. 0800.195.40.90	195	4000	28500	>80	220 - 240 / 50 - 60	6,9	90°	863	503	128	
STAL. 0800.195.40.OB	195	4000	26560	>80	220 - 240 / 50 - 60	6,9	20°+70°	863	503	128	
STAL. 1000.245.40.18	245	4000	39910	>80	220 - 240 / 50 - 60	8,3	18°	1066	503	128	
STAL. 1000.245.40.40	245	4000	38430	>80	220 - 240 / 50 - 60	8,3	40°	1066	503	128	
STAL. 1000.245.40.60	245	4000	40910	>80	220 - 240 / 50 - 60	8,3	60°	1066	503	128	
STAL. 1000.245.40.90	245	4000	37830	>80	220 - 240 / 50 - 60	8,3	90°	1066	503	128	
STAL. 1000.245.40.OB	245	4000	35510	>80	220 - 240 / 50 - 60	8,3	20°+70°	1066	503	128	
STAL. 1200.294.40.18	294	4000	47920	>80	220 - 240 / 50 - 60	9,7	18°	1269	503	128	
STAL. 1200.294.40.40	294	4000	45680	>80	220 - 240 / 50 - 60	9,7	40°	1269	503	128	
STAL. 1200.294.40.60	294	4000	48990	>80	220 - 240 / 50 - 60	9,7	60°	1269	503	128	
STAL. 1200.294.40.90	294	4000	46150	>80	220 - 240 / 50 - 60	9,7	90°	1269	503	128	
STAL. 1200.294.40.OB	294	4000	43050	>80	220 - 240 / 50 - 60	9,7	20°+70°	1269	503	128	
STAL. 1400.344.40.18	344	4000	55890	>80	220 - 240 / 50 - 60	11,2	18°	1472	503	128	
STAL. 1400.344.40.40	344	4000	55020	>80	220 - 240 / 50 - 60	11,2	40°	1472	503	128	
STAL. 1400.344.40.60	344	4000	57020	>80	220 - 240 / 50 - 60	11,2	60°	1472	503	128	
STAL. 1400.344.40.90	344	4000	53360	>80	220 - 240 / 50 - 60	11,2	90°	1472	503	128	
STAL. 1400.344.40.OB	344	4000	50030	>80	220 - 240 / 50 - 60	11,2	20°+70°	1472	503	128	



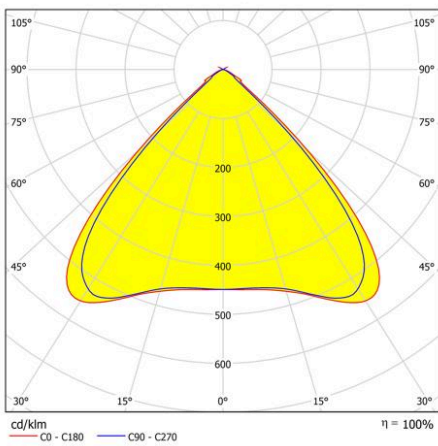
18°



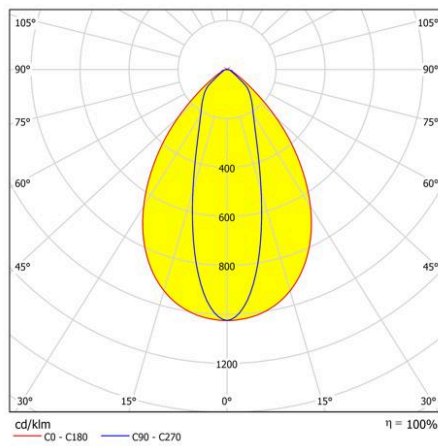
40°



60°



90°



20°+70°

