



## DS 1011 PLN

**Installation** Installation on three-phase track.

### Housing

Aluminum injection frame with electrostatic powder coating and die-cast aluminum heatsink.

### Optics

Anodized aluminum reflector, designed specially for LED modules.

### Led


High-efficacy COB LED with CRI>80, achieving L70B50 ≥ 50,000 hours of lifetime.

**Driver** Constant current output LED driver with high efficiency and pf >0,9.

**Ambient Temperature** 0 °C /+25 °C

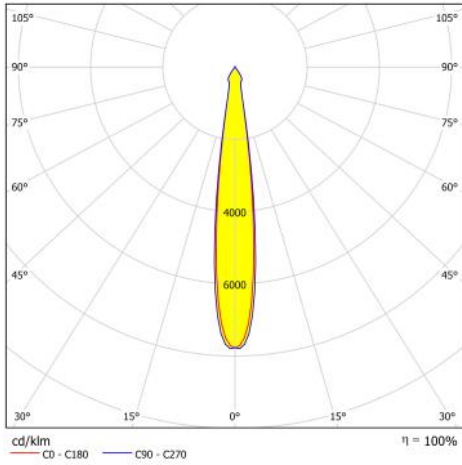
### Options

- \* Clear tempered glass
- \* Dimming via DALI

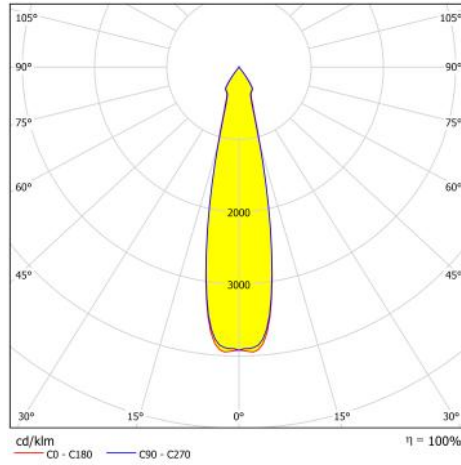


Type Code	Power (w)	CCT (K)	Light Output (lm)	CRI	V/Hz	Weight (Kg)	Beam Angle
DSPLN. 11.19.30.15.80	19	3000	2160	>80	220 - 240 / 50 - 60	1,25	15°
DSPLN. 11.19.40.15.80	19	4000	2290	>80	220 - 240 / 50 - 60	1,25	15°
DSPLN. 11.19.30.24.80	19	3000	2140	>80	220 - 240 / 50 - 60	1,25	24°
DSPLN. 11.19.40.24.80	19	4000	2280	>80	220 - 240 / 50 - 60	1,25	24°
DSPLN. 11.19.30.42.80	19	3000	2160	>80	220 - 240 / 50 - 60	1,25	42°
DSPLN. 11.19.40.42.80	19	4000	2220	>80	220 - 240 / 50 - 60	1,25	42°
DSPLN. 11.27.30.15.80	27	3000	2850	>80	220 - 240 / 50 - 60	1,25	15°
DSPLN. 11.27.40.15.80	27	4000	2980	>80	220 - 240 / 50 - 60	1,25	15°
DSPLN. 11.27.30.24.80	27	3000	2820	>80	220 - 240 / 50 - 60	1,25	24°
DSPLN. 11.27.40.24.80	27	4000	2930	>80	220 - 240 / 50 - 60	1,25	24°
DSPLN. 11.27.30.42.80	27	3000	2790	>80	220 - 240 / 50 - 60	1,25	42°
DSPLN. 11.27.40.42.80	27	4000	2920	>80	220 - 240 / 50 - 60	1,25	42°
DSPLN. 11.35.30.15.80	35	3000	3290	>80	220 - 240 / 50 - 60	1,25	15°
DSPLN. 11.35.40.15.80	35	4000	3510	>80	220 - 240 / 50 - 60	1,25	15°

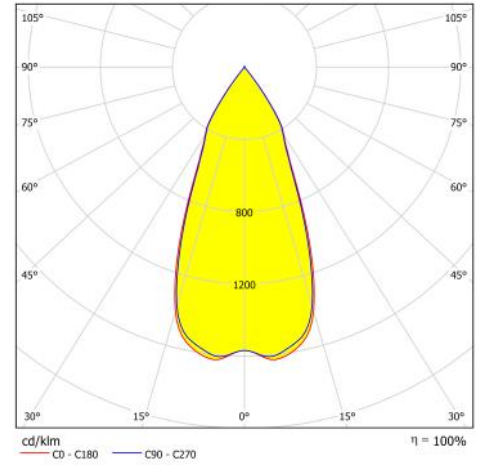
Type Code	Power (w)	CCT (K)	Light Output (lm)	CRI	V/Hz	Weight (Kg)	Beam Angle
DSPLN. 11.35.30.24.80	35	3000	3250	>80	220 - 240 / 50 - 60	1,25	24°
DSPLN. 11.35.40.24.80	35	4000	3440	>80	220 - 240 / 50 - 60	1,25	24°
DSPLN. 11.35.30.42.80	35	3000	3560	>80	220 - 240 / 50 - 60	1,25	42°
DSPLN. 11.35.40.42.80	35	4000	3950	>80	220 - 240 / 50 - 60	1,25	42°
DSPLN. 11.19.30.15.90	19	3000	1950	>90	220 - 240 / 50 - 60	1,25	15°
DSPLN. 11.19.40.15.90	19	4000	2025	>90	220 - 240 / 50 - 60	1,25	15°
DSPLN. 11.19.30.24.90	19	3000	1900	>90	220 - 240 / 50 - 60	1,25	24°
DSPLN. 11.19.40.24.90	19	4000	1990	>90	220 - 240 / 50 - 60	1,25	24°
DSPLN. 11.19.30.42.90	19	3000	1870	>90	220 - 240 / 50 - 60	1,25	42°
DSPLN. 11.19.40.42.90	19	4000	1960	>90	220 - 240 / 50 - 60	1,25	42°
DSPLN. 11.27.30.15.90	27	3000	2540	>90	220 - 240 / 50 - 60	1,25	15°
DSPLN. 11.27.40.15.90	27	4000	2800	>90	220 - 240 / 50 - 60	1,25	15°
DSPLN. 11.27.30.24.90	27	3000	2430	>90	220 - 240 / 50 - 60	1,25	24°
DSPLN. 11.27.40.24.90	27	4000	2750	>90	220 - 240 / 50 - 60	1,25	24°
DSPLN. 11.27.30.42.90	27	3000	2540	>90	220 - 240 / 50 - 60	1,25	42°
DSPLN. 11.27.40.42.90	27	4000	2730	>90	220 - 240 / 50 - 60	1,25	42°
DSPLN. 11.35.30.15.90	35	3000	3120	>90	220 - 240 / 50 - 60	1,25	15°
DSPLN. 11.35.40.15.90	35	4000	3430	>90	220 - 240 / 50 - 60	1,25	15°
DSPLN. 11.35.30.24.90	35	3000	3065	>90	220 - 240 / 50 - 60	1,25	24°
DSPLN. 11.35.40.24.90	35	4000	3260	>90	220 - 240 / 50 - 60	1,25	24°
DSPLN. 11.35.30.42.90	35	3000	3110	>90	220 - 240 / 50 - 60	1,25	42°
DSPLN. 11.35.40.42.90	35	4000	3200	>90	220 - 240 / 50 - 60	1,25	42°



DSPLN.11.35.40.15.80



DSPLN.11.35.40.24.80



DSPLN.11.35.40.42.80

