



DS 1009 CRS

Installation Installation on three-phase track.

Housing

Electrostatic powder coating aluminium and die-cast aluminum heatsink.

Optics

Designed specially for LED modules. Polycarbonate with metallic reflective surface coating

Led


High-efficacy COB LED with CRI>80, achieving L70B50 ≥ 50,000 hours of lifetime.

Driver Constant current output LED driver with high efficiency and pf >0,9.

Ambient Temperature 0 °C /+25 °C

Options

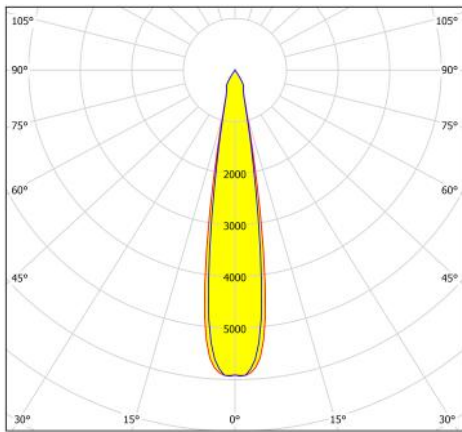
Dimming via DALI



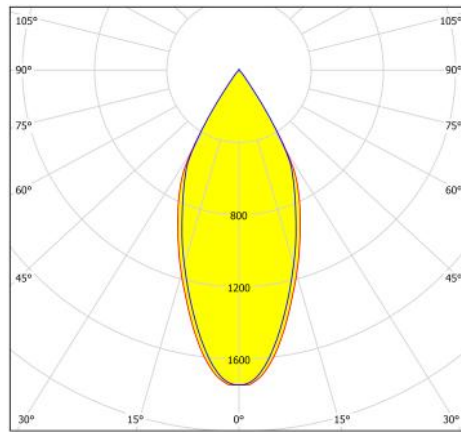
Ral 9016 Ral 9005

Type Code	Power (w)	CCT (K)	Light Output (lm)	CRI	V/Hz	Weight (Kg)	Beam Angle
DSCRS. 09.20.30.19.80	20	3000	2090	>80	220 - 240 / 50 - 60	0,65	19°
DSCRS. 09.20.40.19.80	20	4000	2250	>80	220 - 240 / 50 - 60	0,65	19°
DSCRS. 09.20.30.35.80	20	3000	2040	>80	220 - 240 / 50 - 60	0,65	35°
DSCRS. 09.20.40.35.80	20	3000	2190	>80	220 - 240 / 50 - 60	0,65	35°
DSCRS. 09.20.30.60.80	20	3000	2050	>80	220 - 240 / 50 - 60	0,65	60°
DSCRS. 09.20.40.60.80	20	4000	2200	>80	220 - 240 / 50 - 60	0,65	60°
DSCRS. 09.31.30.19.80	31	3000	3000	>80	220 - 240 / 50 - 60	0,65	19°
DSCRS. 09.31.40.19.80	31	4000	3230	>80	220 - 240 / 50 - 60	0,65	19°
DSCRS. 09.31.30.35.80	31	3000	2970	>80	220 - 240 / 50 - 60	0,65	35°
DSCRS. 09.31.40.35.80	31	4000	3190	>80	220 - 240 / 50 - 60	0,65	35°
DSCRS. 09.31.30.60.80	31	3000	2940	>80	220 - 240 / 50 - 60	0,65	60°
DSCRS. 09.31.40.60.80	31	4000	3160	>80	220 - 240 / 50 - 60	0,65	60°
DSCRS. 09.20.32.19.90	20	3200	1850	>90	220 - 240 / 50 - 60	0,65	19°
DSCRS. 09.20.40.19.90	20	4000	1970	>90	220 - 240 / 50 - 60	0,65	19°

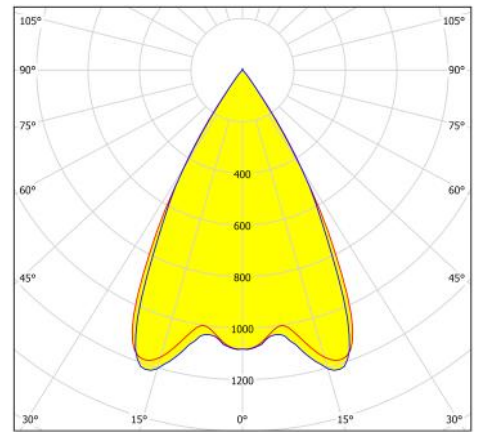
Type Code	Power (w)	CCT (K)	Light Output (lm)	CRI	V/Hz	Weight (Kg)	Beam Angle
DSCRS. 09.20.32.35.90	20	3200	1770	>90	220 - 240 / 50 - 60	0,65	35°
DSCRS. 09.20.40.35.90	20	3000	1890	>90	220 - 240 / 50 - 60	0,65	35°
DSCRS. 09.20.32.65.90	20	3200	1740	>90	220 - 240 / 50 - 60	0,65	65°
DSCRS. 09.20.40.65.90	20	4000	1860	>90	220 - 240 / 50 - 60	0,65	65°
DSCRS. 09.31.32.19.90	31	3200	2690	>90	220 - 240 / 50 - 60	0,65	19°
DSCRS. 09.31.40.19.90	31	4000	2830	>90	220 - 240 / 50 - 60	0,65	19°
DSCRS. 09.31.32.35.90	31	3200	2650	>90	220 - 240 / 50 - 60	0,65	35°
DSCRS. 09.31.40.35.90	31	4000	2790	>90	220 - 240 / 50 - 60	0,65	35°
DSCRS. 09.31.32.65.90	31	3200	2640	>90	220 - 240 / 50 - 60	0,65	65°
DSCRS. 09.31.40.65.90	31	4000	2770	>90	220 - 240 / 50 - 60	0,65	65°



DSCRS.09.31.40.19.80



DSCRS.09.31.40.35.80



DSCRS.09.31.40.60.80

