




DG 1012 MOT



Housing

Aluminum injection frame with electrostatic powder coating and die-cast aluminum heatsink

Reflector

Anodized aluminum reflector, designed specially for LED modules

LED High-efficacy COB LED with CRI>80, achieving L70B50 ≥ 50,000 hours of lifetime

Driver Constant current output LED driver with high efficiency and Pf≥0.90

Operating Temperature Range 0 °C/+35 °C

Option DALI and Emergency Lighting Kit

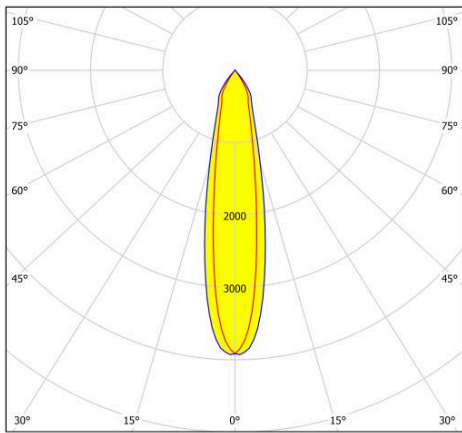
*Double colour: Exterior RAL9016, Interior RAL9005



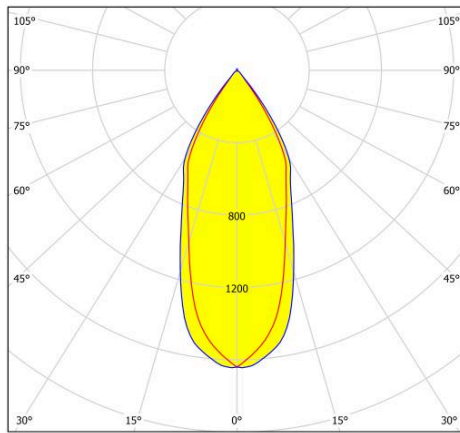
Ral 9016 Double

Type Code	Power (w)	CCT (K)	Light Output (lm)	CRI	V/Hz	Weight (Kg)	Cut-out Size (mm)	Beam Angle
DGMOT. 120.14.40.20	14	4000	1420	>80	220 - 240 / 50 - 60	0,5	Ø105	20° (Spot)
DGMOT. 120.14.30.20	14	3000	1370	>80	220 - 240 / 50 - 60	0,5	Ø105	20° (Spot)
DGMOT. 120.14.40.40	14	4000	1360	>80	220 - 240 / 50 - 60	0,5	Ø105	40° (Medium)
DGMOT. 120.14.30.40	14	3000	1360	>80	220 - 240 / 50 - 60	0,5	Ø105	40° (Medium)
DGMOT. 120.14.40.50	14	4000	1440	>80	220 - 240 / 50 - 60	0,5	Ø105	50° (Flood)
DGMOT. 120.14.30.50	14	3000	1390	>80	220 - 240 / 50 - 60	0,5	Ø105	50° (Flood)
DGMOT. 120.20.40.20	20	4000	1870	>80	220 - 240 / 50 - 60	0,5	Ø105	20° (Spot)
DGMOT. 120.20.30.20	20	3000	1700	>80	220 - 240 / 50 - 60	0,5	Ø105	20° (Spot)
DGMOT. 120.20.40.40	20	4000	1770	>80	220 - 240 / 50 - 60	0,5	Ø105	40° (Medium)
DGMOT. 120.20.30.40	20	3000	1750	>80	220 - 240 / 50 - 60	0,5	Ø105	40° (Medium)
DGMOT. 120.20.40.50	20	4000	1920	>80	220 - 240 / 50 - 60	0,5	Ø105	50° (Flood)
DGMOT. 120.20.30.50	20	3000	1790	>80	220 - 240 / 50 - 60	0,5	Ø105	50° (Flood)
DGMOT. 120.14.40.20.90	14	4000	1390	>90	220 - 240 / 50 - 60	0,5	Ø105	20° (Spot)
DGMOT. 120.14.30.20.90	14	3000	1180	>90	220 - 240 / 50 - 60	0,5	Ø105	20° (Spot)

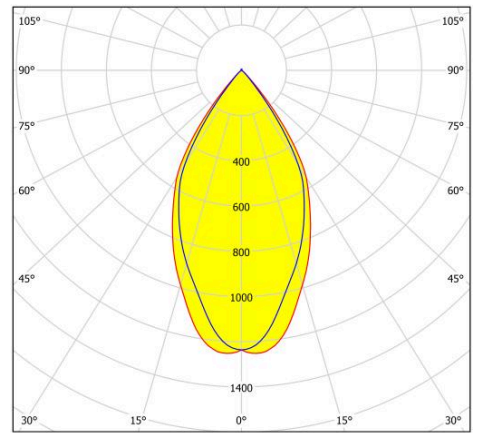
Type Code	Power (w)	CCT (K)	Light Output (lm)	CRI	V/Hz	Weight (Kg)	Cut-out Size (mm)	Beam Angle
DGMOT. 120.14.40.40.90	14	4000	1170	>90	220 - 240 / 50 - 60	0,5	Ø105	40° (Medium)
DGMOT. 120.14.30.40.90	14	3000	1130	>90	220 - 240 / 50 - 60	0,5	Ø105	40° (Medium)
DGMOT. 120.14.40.65.90	14	4000	1035	>90	220 - 240 / 50 - 60	0,5	Ø105	50° (Flood)
DGMOT. 120.14.30.65.90	14	3000	1200	>90	220 - 240 / 50 - 60	0,5	Ø105	50° (Flood)
DGMOT. 120.20.40.20.90	20	4000	1570	>90	220 - 240 / 50 - 60	0,5	Ø105	20° (Spot)
DGMOT. 120.20.30.20.90	20	3000	1550	>90	220 - 240 / 50 - 60	0,5	Ø105	20° (Spot)
DGMOT. 120.20.40.40.90	20	4000	1530	>90	220 - 240 / 50 - 60	0,5	Ø105	40° (Medium)
DGMOT. 120.20.30.40.90	20	3000	1450	>90	220 - 240 / 50 - 60	0,5	Ø105	40° (Medium)
DGMOT. 120.20.40.65.90	20	4000	1500	>90	220 - 240 / 50 - 60	0,5	Ø105	65° (Flood)
DGMOT. 120.20.30.65.90	20	3000	1600	>90	220 - 240 / 50 - 60	0,5	Ø105	65° (Flood)



DGMOT.120.20.40.20



DGMOT.120.20.40.40



DGMOT.120.20.40.50

